

Homework #3
MEAM 501 Analytical Methods in Mechanics and Mechanical Engineering

Kikuchi, Fall 1997

1. Problem (8.3) in the textbook

For the function representation

$$y = \alpha \exp(\beta x)$$

taking log in the both sides yields

$$\log y = \log \alpha + \log \exp(\beta x) = \log \alpha + \beta x .$$

Thus, by using `polyfit[x,logy,1]`, we have

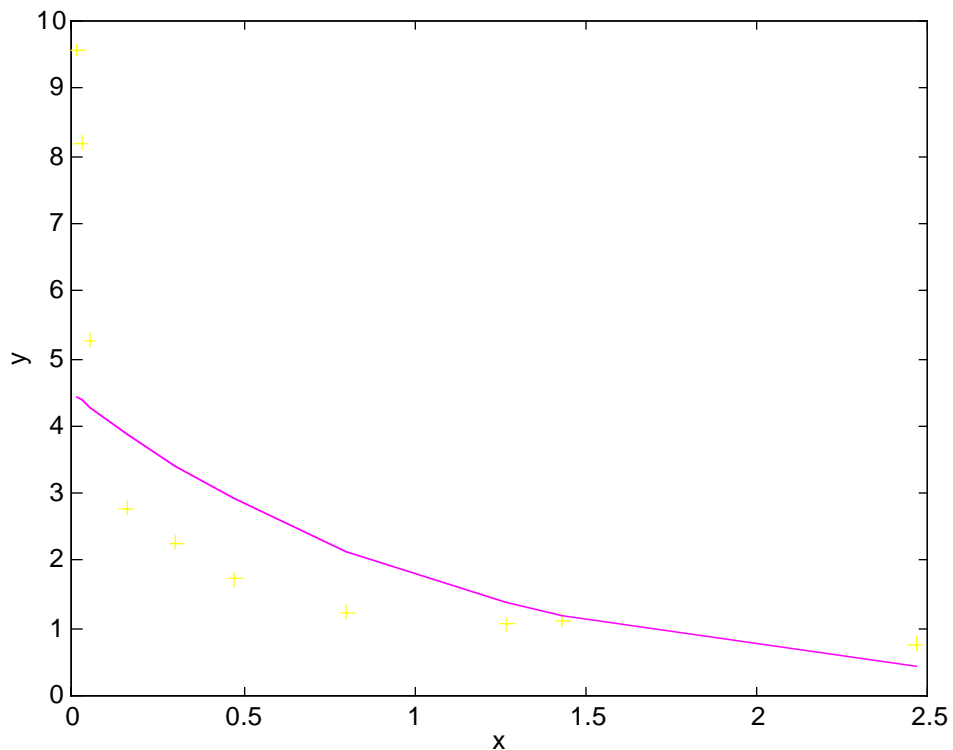
$$\beta = c_1 \quad \text{and} \quad \log \alpha = c_2 \Rightarrow \alpha = \exp(c_2)$$

For the data

`x=[0.0129,0.0247,0.0530,0.1550,0.3010,0.4710,0.8020,1.2700,1.4300,2.4600];`
`y=[9.5600,8.1845,5.2616,2.7917,2.2611,1.7340,1.2370,1.0674,1.1171,0.7620];`

we have

beta = -0.9238 and alfa = 4.4717

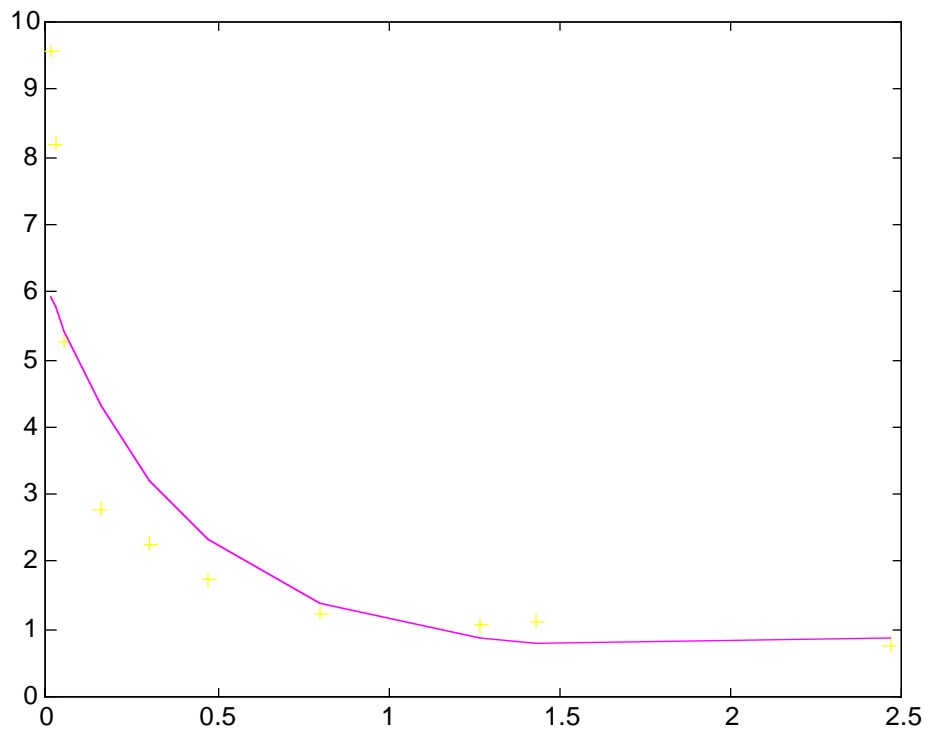


using the MATLAB script program :

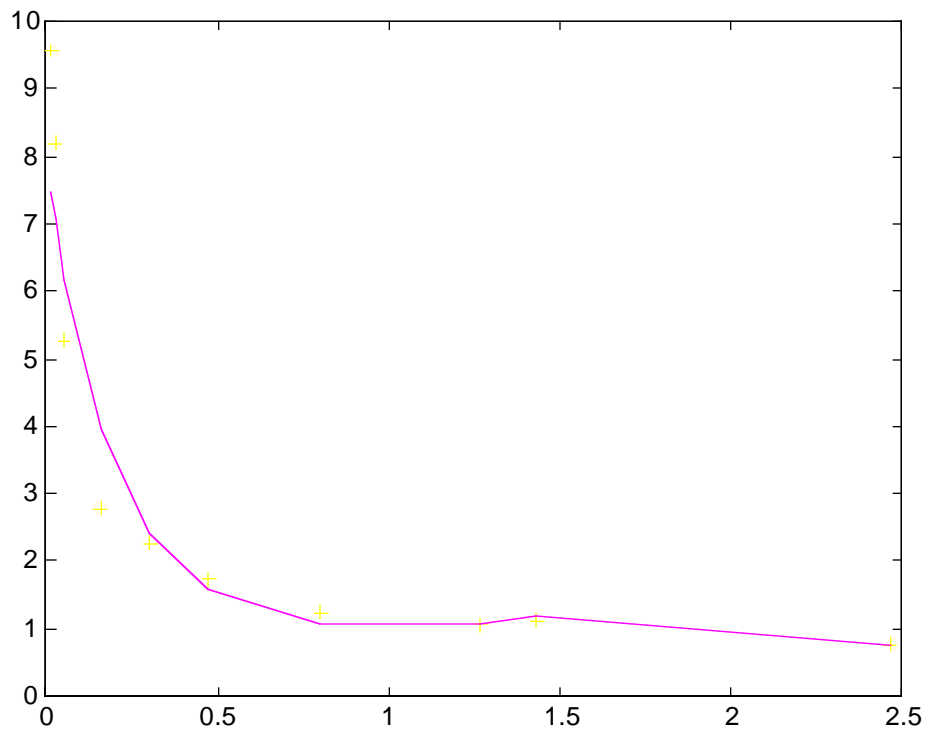
```
% Problem 8.3
x=[0.0129,0.0247,0.0530,0.1550,0.3010,0.4710,0.8020,1.2700,1.4300,2.4600];
y=[9.5600,8.1845,5.2616,2.7917,2.2611,1.7340,1.2370,1.0674,1.1171,0.7620];
plot(x,y)
c=polyfit(x,log(y),1)
beta=c(1)
alfa=exp(c(2))
g=alfa*exp(beta*x);
plot(x,y,'+',x,g)
xlabel('x')
ylabel('y')
pause
% using one more term
c=polyfit(x,log(y),2)
beta1=c(1);
beta2=c(2);
alfa=exp(c(3));
g=alfa*exp(beta1*x.^2+beta2*x);
plot(x,y,'+',x,g)
pause
% using two more terms
c=polyfit(x,log(y),3)
beta1=c(1);
beta2=c(2);
beta3=c(3);
alfa=exp(c(4));
g=alfa*exp(beta1*x.^3+beta2*x.^2+beta3*x);
plot(x,y,'+',x,g)
```

Since the linear approximation is not quite accurate, I try two more cases : quadratic and cubic approximations :

$$y = \alpha \exp(\beta_2 x + \beta_1 x^2) \quad \text{and} \quad y = \alpha \exp(\beta_3 x + \beta_2 x^2 + \beta_1 x^3)$$



and



2. Problem (8.9) in the textbook

Using the curve

$$g(x) = c_1 + c_2x + c_3 \sin(\pi x) + c_4 \sin(2\pi x)$$

we shall fit the data

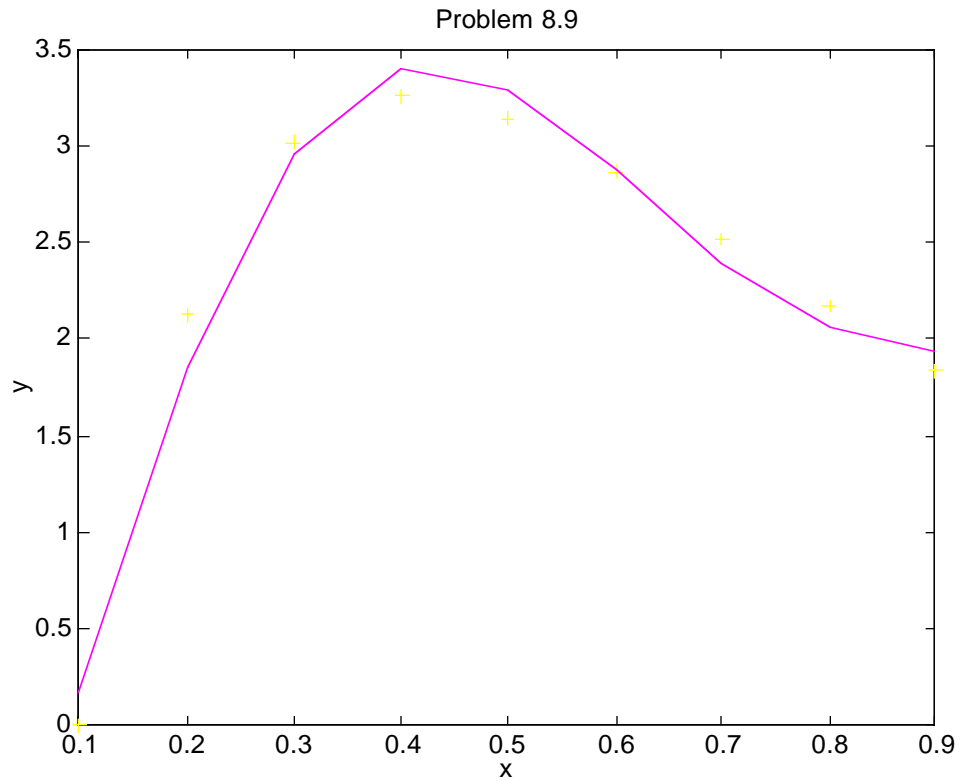
```
x=[0.1,0.2,0.3,0.4,0.5,0.6,0.7,0.8,0.9]
y=[0.0000,2.1220,3.0244,3.2568,3.1399,2.8579,2.5140,2.1639,1.8358]
```

Using the MATLAB script program :

```
% Problem 8.9
x=[0.1,0.2,0.3,0.4,0.5,0.6,0.7,0.8,0.9];
y=[0.0000,2.1220,3.0244,3.2568,3.1399,2.8579,2.5140,2.1639,1.8358];
A(:,1)=ones(9,1);
A(:,2)=x';
A(:,3)=(sin(pi*x))';
A(:,4)=(sin(2*pi*x))';
c=A\y'
g=c(1)+c(2)*x+c(3)*sin(pi*x)+c(4)*sin(2*pi*x);
plot(x,y,'+',x,g)
title('Problem 8.9')
xlabel('x')
ylabel('y')
```

c =

```
-1.8576
 3.8144
 3.2419
 1.0941
```

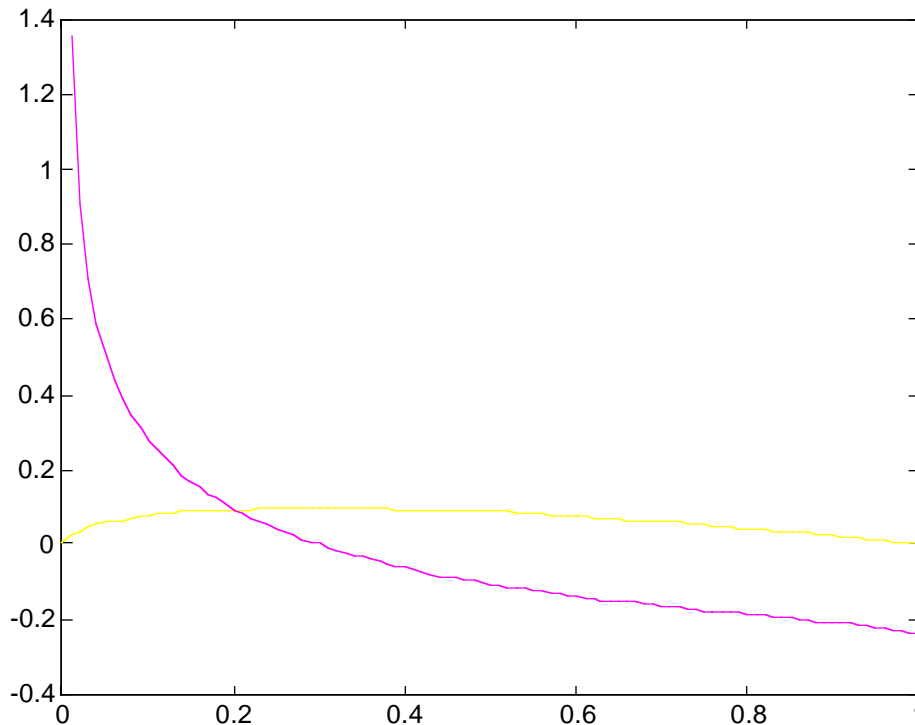


3. Problem (7.5) in the textbook

$$y = 0.2969\sqrt{x} - 0.126x - 0.3516x^2 + 0.2843x^3 - 0.1015x^4$$

and

$$y' = \frac{0.2969}{2\sqrt{x}} - 0.126 - 2 * 0.3516x + 3 * 0.2843x^2 - 4 * 0.1015x^3$$



(a) We shall find x that gives the maximum thickness, i.e., the solution of the nonlinear equation that is the first derivative of the airfoil profile function

$$f(x) = \frac{0.2969}{2\sqrt{x}} - 0.126 - 2 * 0.3516x + 3 * 0.2843x^2 - 4 * 0.1015x^3 = 0.$$

by the bi-section method.

(b) Noting that we have two roots for this solution. To find them we shall solve the nonlinear equation that is the profile equation

$$g(x) = 0.2969\sqrt{x} - 0.126x - 0.3516x^2 + 0.2843x^3 - 0.1015x^4 - 0.05 = 0$$

by the bi-section method.

% Problem 7.5

x=0:0.01:1;

y=0.2969*sqrt(x)-0.126*x-0.3516*x.^2+0.2843*x.^3-0.1015*x.^4;

dy=(0.2969/2)*x.^(-1/2)-0.126-2*0.3516*x+3*0.2843*x.^2-4*0.1015*x.^3;

plot(x,y,x,dy)

% (a)

tolerance=10^(-5);

error=1;

i=0;

x1=0;

x2=1;

while error>tolerance

x3=(x2+x1)/2;

f1=(0.2969/2)*x1^(-1/2)-0.126-2*0.3516*x1+3*0.2843*x1^2-4*0.1015*x1^3;

f2=(0.2969/2)*x2^(-1/2)-0.126-2*0.3516*x2+3*0.2843*x2^2-4*0.1015*x2^3;

f3=(0.2969/2)*x3^(-1/2)-0.126-2*0.3516*x3+3*0.2843*x3^2-4*0.1015*x3^3;

```

if f1*f3<0
    x1=x1;
    x2=x3;
end
if f3*f2<0
    x1=x3;
    x2=x2;
end
i=i+1;
error=abs(f3);
[i,error,x1,x2,x3]
end
xmax=x3
% (b)-1 First Root
tolerance=10^(-5);
error=1;
i=0;
x1=0;
x2=xmax;
while error>tolerance
x3=(x2+x1)/2;
g1=0.2969*sqrt(x1)-0.126*x1-0.3516*x1^2+0.2843*x1^3-0.1015*x1^4-0.05;
g2=0.2969*sqrt(x2)-0.126*x2-0.3516*x2^2+0.2843*x2^3-0.1015*x2^4-0.05;
g3=0.2969*sqrt(x3)-0.126*x3-0.3516*x3^2+0.2843*x3^3-0.1015*x3^4-0.05;
if g1*g3<0
    x1=x1;
    x2=x3;
end
if g3*g2<0
    x1=x3;
    x2=x2;
end
i=i+1;
error=abs(g3);
[i,error,x1,x2,x3]
end
x3
% (b)-2 Second Root
tolerance=10^(-5);
error=1;
i=0;
x1=xmax;
x2=1;
while error>tolerance
x3=(x2+x1)/2;
g1=0.2969*sqrt(x1)-0.126*x1-0.3516*x1^2+0.2843*x1^3-0.1015*x1^4-0.05;
g2=0.2969*sqrt(x2)-0.126*x2-0.3516*x2^2+0.2843*x2^3-0.1015*x2^4-0.05;
g3=0.2969*sqrt(x3)-0.126*x3-0.3516*x3^2+0.2843*x3^3-0.1015*x3^4-0.05;
if g1*g3<0
    x1=x1;
    x2=x3;
end
if g3*g2<0
    x1=x3;
    x2=x2;
end
i=i+1;
error=abs(g3);
[i,error,x1,x2,x3]
end

```

```
[i,error,x1,x2,x3]
end
x3
```

(a)

1.0000	0.1052	0	0.5000	0.5000
2.0000	0.0421	0.2500	0.5000	0.2500
3.0000	0.0488	0.2500	0.3750	0.3750
4.0000	0.0093	0.2500	0.3125	0.3125
5.0000	0.0146	0.2812	0.3125	0.2812
6.0000	0.0022	0.2969	0.3125	0.2969
7.0000	0.0036	0.2969	0.3047	0.3047
8.0000	0.0007	0.2969	0.3008	0.3008
9.0000	0.0008	0.2988	0.3008	0.2988
10.0000	0.0000	0.2998	0.3008	0.2998
11.0000	0.0004	0.2998	0.3003	0.3003
12.0000	0.0002	0.2998	0.3000	0.3000
13.0000	0.0001	0.2998	0.2999	0.2999
14.0000	0.0000	0.2998	0.2999	0.2999
15.0000	0.0000	0.2998	0.2998	0.2998

xmax = 0.2998

(b-1)

1.0000	0.0391	0	0.1499	0.1499
2.0000	0.0200	0	0.0750	0.0750
3.0000	0.0023	0	0.0375	0.0375
4.0000	0.0118	0.0187	0.0375	0.0187
5.0000	0.0040	0.0281	0.0375	0.0281
6.0000	0.0007	0.0328	0.0375	0.0328
7.0000	0.0008	0.0328	0.0351	0.0351
8.0000	0.0000	0.0328	0.0340	0.0340
9.0000	0.0003	0.0334	0.0340	0.0334
10.0000	0.0001	0.0337	0.0340	0.0337
11.0000	0.0001	0.0338	0.0340	0.0338
12.0000	0.0000	0.0339	0.0340	0.0339

x3 = 0.0339

(b-2)

1.0000	0.0189	0.6499	1.0000	0.6499
2.0000	0.0110	0.6100	0.8750	0.8750

3.0000	0.0048	0.7374	0.8250	0.7374
4.0000	0.0028	0.7374	0.7812	0.7812
5.0000	0.0010	0.7593	0.7812	0.7593
6.0000	0.0009	0.7593	0.7703	0.7703
7.0000	0.0001	0.7648	0.7703	0.7648
8.0000	0.0004	0.7648	0.7675	0.7675
9.0000	0.0002	0.7648	0.7662	0.7662
10.0000	0.0000	0.7648	0.7655	0.7655
11.0000	0.0000	0.7651	0.7655	0.7651
12.0000	0.0000	0.7651	0.7653	0.7653

$$x_3 = 0.7653$$

4. Problem (7.10) in the textbook

Two ellipses have zero to four intersections. The following equations represent two ellipses. Find the coordinates of intersections by a graphic method first and then by Newton iteration.

$$(x-2)^2 + (y-3+2x)^2 = 5$$

and

$$2(x-2)^2 + \left(\frac{y}{3}\right)^2 = 4.$$

We shall first make a parametric representation of the two ellipses. For the first ellipse described by

$$(x-2)^2 + (y-3+2x)^2 = 5$$

we shall use the parametric representation :

$$x-2 = \sqrt{5} \cos \theta \quad \Rightarrow \quad x = 2 + \sqrt{5} \cos \theta$$

$$y-3+2x = \sqrt{5} \sin \theta \quad \Rightarrow \quad y = 3 + \sqrt{5} \sin \theta - 2(2 + \sqrt{5} \cos \theta) = -1 + \sqrt{5} \sin \theta - 2\sqrt{5} \cos \theta$$

Similarly, for the second ellipse

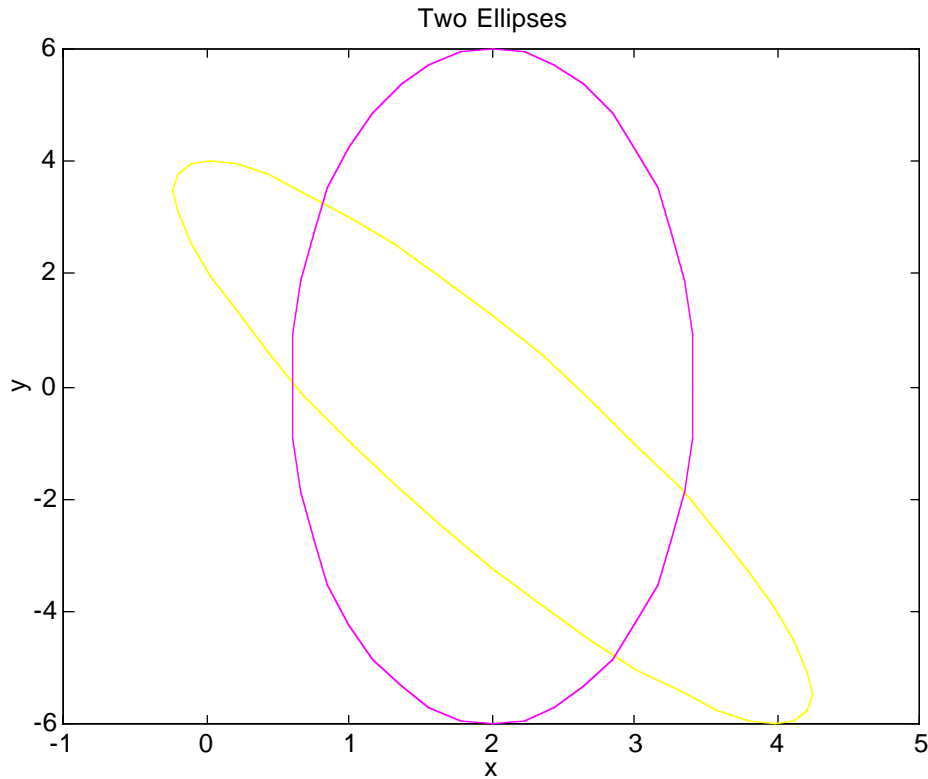
$$2(x-2)^2 + \left(\frac{y}{3}\right)^2 = 4$$

we shall use the parametric representation

$$x-2 = \sqrt{2} \cos \phi \quad \Rightarrow \quad x = 2 + \sqrt{2} \cos \phi$$

$$y = 6 \sin \phi$$

The profiles of the two ellipses are as follows :



Thus, the intersections can be obtained by solving the equations

$$2 + \sqrt{5} \cos \theta = 2 + \sqrt{2} \cos \phi \quad \Rightarrow \quad \cos \theta - \sqrt{\frac{2}{5}} \cos \phi = 0$$

$$-1 + \sqrt{5} \sin \theta - 2\sqrt{5} \cos \theta = 6 \sin \phi \quad \Rightarrow \quad \sin \theta - 2 \cos \theta - \frac{6}{\sqrt{5}} \sin \phi - \frac{1}{\sqrt{5}} = 0$$

that is

$$\begin{cases} f_1\left(\begin{Bmatrix} \theta \\ \phi \end{Bmatrix}\right) = \cos \theta - \sqrt{\frac{2}{5}} \cos \phi = 0 \\ f_2\left(\begin{Bmatrix} \theta \\ \phi \end{Bmatrix}\right) = \sin \theta - 2 \cos \theta - \frac{6}{\sqrt{5}} \sin \phi - \frac{1}{\sqrt{5}} = 0 \end{cases}$$

If we shall use Newton's method, we need the first derivatives of the two equations :

$$J\left(\begin{Bmatrix} \theta \\ \phi \end{Bmatrix}\right) = \begin{bmatrix} \frac{\partial f_1}{\partial \theta} & \frac{\partial f_1}{\partial \phi} \\ \frac{\partial f_2}{\partial \theta} & \frac{\partial f_2}{\partial \phi} \end{bmatrix} = \begin{bmatrix} -\sin \theta & \sqrt{\frac{2}{5}} \sin \phi \\ \cos \theta + 2 \sin \theta & -\frac{6}{\sqrt{5}} \cos \phi \end{bmatrix}$$

Using this, Newton's method is described by the following iteration scheme :

$$\begin{Bmatrix} \theta \\ \phi \end{Bmatrix}_{(k+1)} = \begin{Bmatrix} \theta \\ \phi \end{Bmatrix}_{(k)} - \mathbf{J} \left(\begin{Bmatrix} \theta \\ \phi \end{Bmatrix}_{(k)} \right)^{-1} \begin{Bmatrix} f_1 \left(\begin{Bmatrix} \theta \\ \phi \end{Bmatrix}_{(k)} \right) \\ f_2 \left(\begin{Bmatrix} \theta \\ \phi \end{Bmatrix}_{(k)} \right) \end{Bmatrix}$$

```

% Problem 7-10
%
% Graphical Representation
q=0:2*pi/40:2*pi;
x1=2+sqrt(5)*cos(q);
y1=-1+sqrt(5)*(sin(q)-2*cos(q));
x2=2+sqrt(2)*cos(q);
y2=6*sin(q);
plot(x1,y1,x2,y2)
xlabel('x')
ylabel('y')
title('Two Ellipses')
% Newton's Method
it=0;
tolerance=10^(-5);
error=1;
q1=1.5;
q2=1;
while error>tolerance
    it=it+1;
    f1=cos(q1)-sqrt(2/5)*cos(q2);
    f2=sin(q1)-2*cos(q1)-6*sin(q2)/sqrt(5)-1/sqrt(5);
    f=[f1,f2]';
    JM=[-sin(q1),sqrt(2/5)*sin(q2);cos(q1)+2*sin(q1),-6*cos(q2)/sqrt(5)];
    dq=-JM\f;
    error=norm(dq);
    q1=q1+dq(1);
    q2=q2+dq(2);
    [it,error,q1,q2]
end
% Plot the Intersections
xi=2+sqrt(5)*cos(q1);
yi=-1+sqrt(5)*(sin(q1)-2*cos(q1));
plot(x1,y1,x2,y2,xi,yi,'*')
xlabel('x')
ylabel('y')
title('Two Ellipses')

```

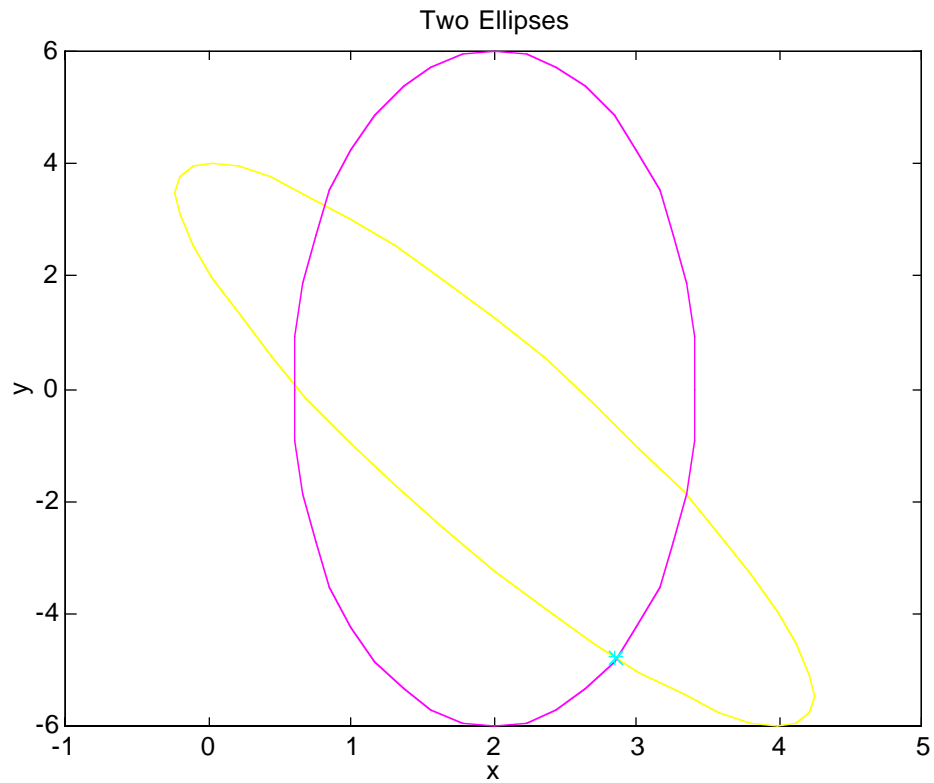
(Intersection #1) Using the initial value

$$\begin{Bmatrix} \theta \\ \phi \end{Bmatrix}_{(0)} = \begin{Bmatrix} -0.5 \\ -0.3 \end{Bmatrix}$$

we have the first intersection

1.0000	1.1052	-1.3470	-1.0100
2.0000	0.1853	-1.1826	-0.9244

3.0000	0.0057	-1.1781	-0.9210
4.0000	0.0000	-1.1781	-0.9210

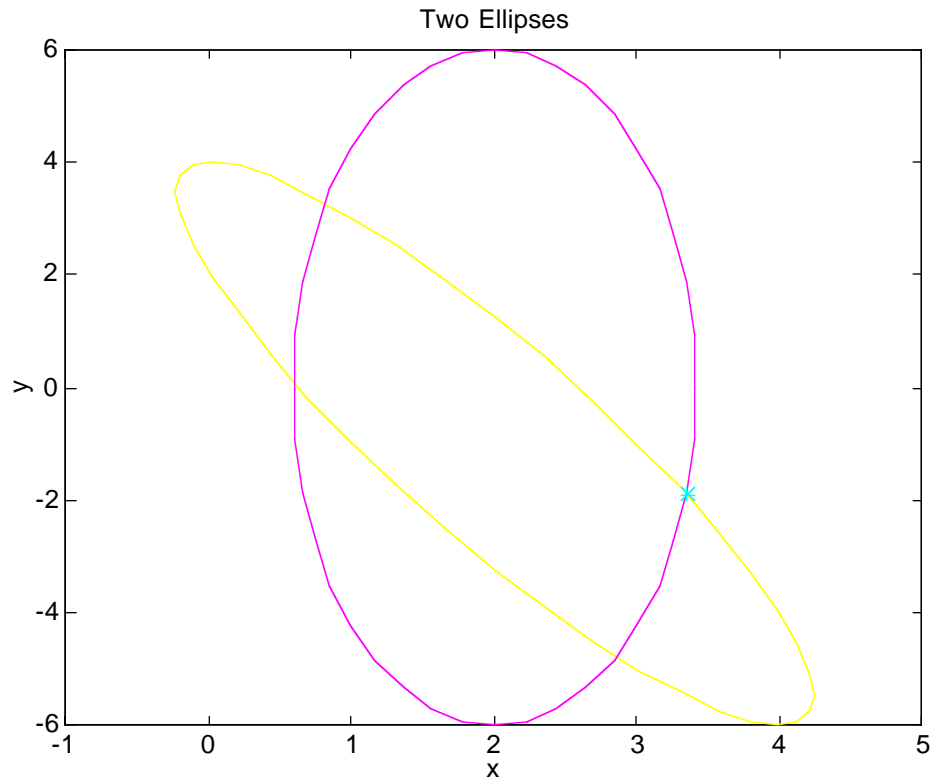


(Intersection #2) Starting from the initial value

$$\begin{Bmatrix} \theta \\ \phi \end{Bmatrix}_{(0)} = \begin{Bmatrix} 0.5 \\ 0.5 \end{Bmatrix}$$

we can find the 2nd intersection :

1.0000	1.5103	0.2327	-0.9865
2.0000	1.1574	1.0380	-0.1553
3.0000	0.2050	0.9214	-0.3238
4.0000	0.0063	0.9272	-0.3213
5.0000	0.0000	0.9272	-0.3213
6.0000	0.0000	0.9272	-0.3213

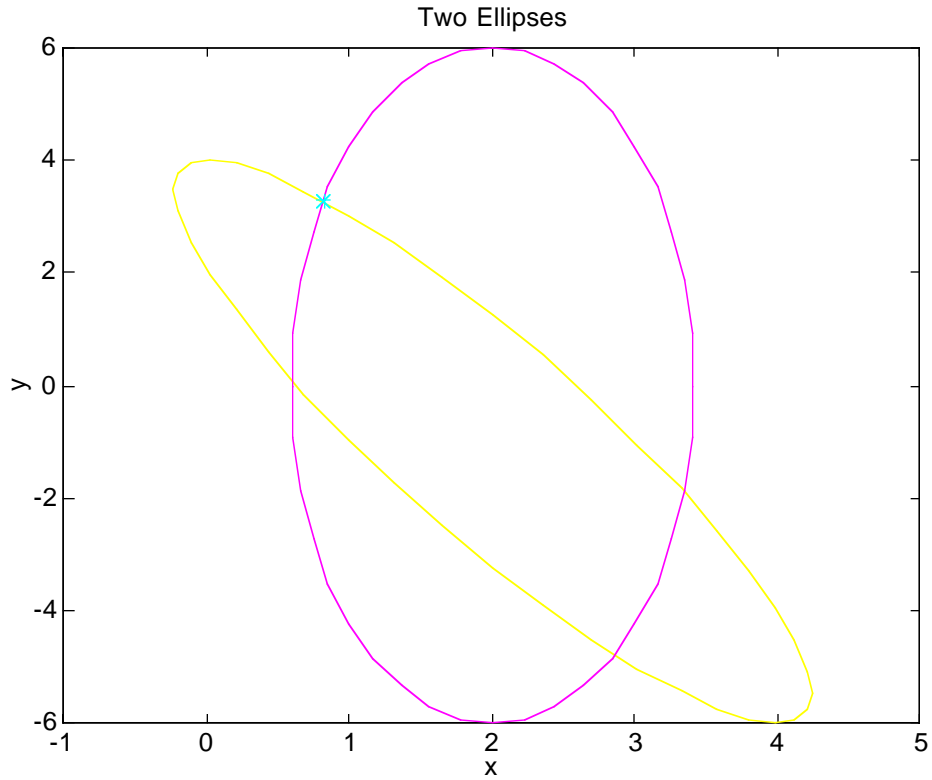


(Intersection #3) Starting from the initial value

$$\begin{Bmatrix} \theta \\ \phi \end{Bmatrix}_{(0)} = \begin{Bmatrix} 2 \\ 1.8 \end{Bmatrix}$$

we have the third intersection :

1.0000	1.2045	2.4556	2.9150
2.0000	0.4969	2.1239	2.5450
3.0000	0.0216	2.1300	2.5657
4.0000	0.0002	2.1299	2.5657
5.0000	0.0000	2.1299	2.5657

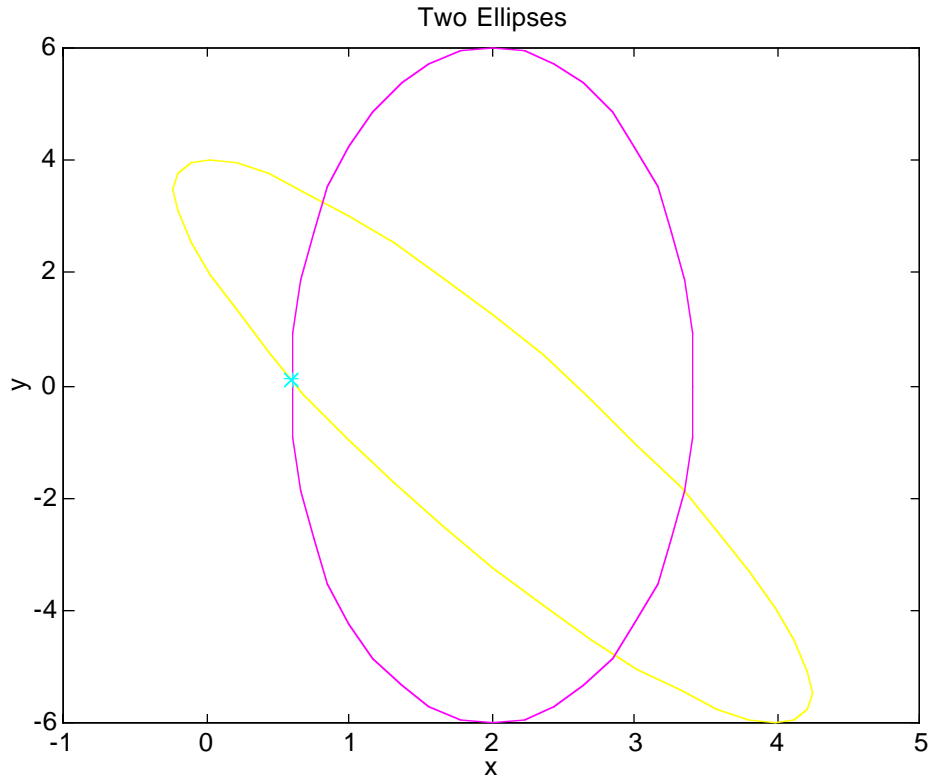


(Intersection #4) Starting from the initial value

$$\begin{Bmatrix} \theta \\ \phi \end{Bmatrix}_{(0)} = \begin{Bmatrix} 1.5 \\ 1 \end{Bmatrix}$$

we have

1.0000	7.9894	-2.4706	-5.9329
2.0000	4.1634	0.6902	-8.6427
3.0000	12.7068	9.2072	-18.0727
4.0000	4.4285	4.9265	-16.9378
5.0000	2.4196	3.3652	-15.0894
6.0000	1.1878	4.3563	-15.7441
7.0000	0.3062	4.0529	-15.7032
8.0000	0.0325	4.0278	-15.7239
9.0000	0.0001	4.0278	-15.7239
10.0000	0.0000	4.0278	-15.7239



5. Problem (7.11) in the textbook

The natural frequencies of vibration of a uniform beam clamped at one end and free at the other end are solutions of

$$\tan(\beta L) \tanh(\beta L) + 1 = 0$$

where

$$\beta = \rho \omega^2 / EI$$

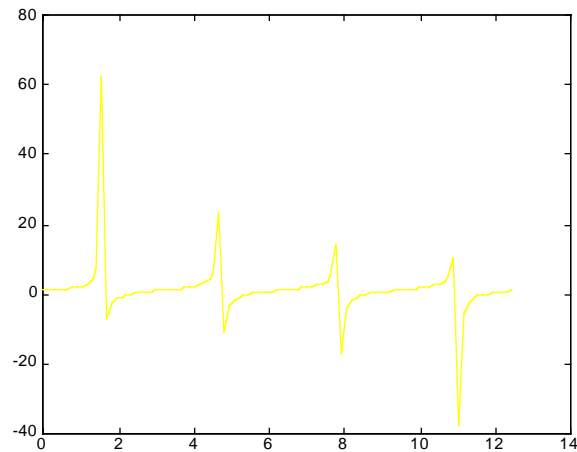
$$L = 1 \text{ (length of the beam), } m$$

$$\omega = \text{frequency, } s^{-1}$$

$$EI = \text{flexural rigidity, } Nm^2$$

$$\rho = \text{density of the beam material, } kg / m^3$$

Investigate the β values that satisfy the equation first by the graphic method and then determine the lowest three values of β satisfying the equation by Newton iteration.



Noting that the first derivative of the function

$$f(\beta) = \tan(\beta) \tanh(\beta) + 1 = 0$$

becomes

$$f'(\beta) = \operatorname{sech}(\beta)^2 \tan(\beta) + \sec(\beta)^2 \tanh(\beta)$$

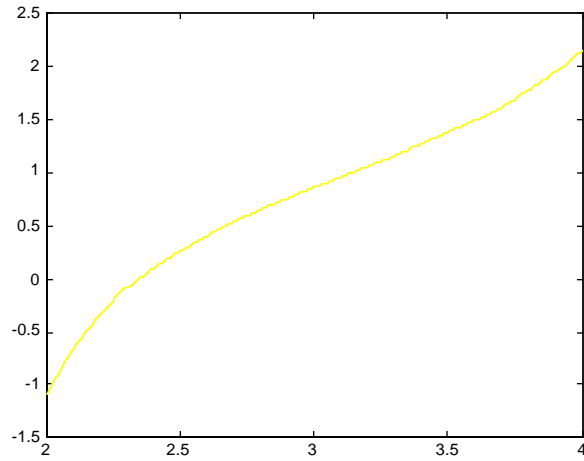
we can set up the Newton iteration scheme as follows :

```
% Problem 7-11
b=8.5;
it=0;
tolerance=10^(-5);
error=1;
while error>tolerance
f=tan(b)*tanh(b)+1;
df=tan(b)*sech(b)^2+tanh(b)*sec(b)^2;
db=-f/df;
error=abs(db);
it=it+1;
b=b+db;
[it,error,b,f]
end
b
```

(#1 : The Lowest Frequency)

1.0000	0.2044	2.2044	-1.1064
2.0000	0.1208	2.3252	-0.3284
3.0000	0.0214	2.3466	-0.0439
4.0000	0.0005	2.3470	-0.0009
5.0000	0.0000	2.3470	-0.0000

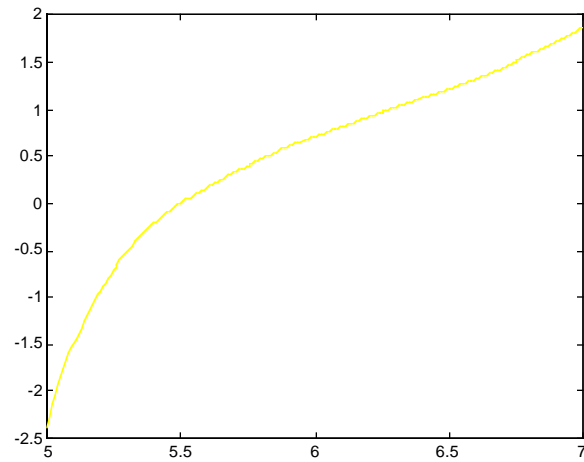
$\beta = 2.3470$



(#2 : Second Frequency)

1.0000	0.1915	5.1915	-2.3802
2.0000	0.1966	5.3881	-0.9246
3.0000	0.0968	5.4849	-0.2474
4.0000	0.0127	5.4976	-0.0260
5.0000	0.0002	5.4978	-0.0003
6.0000	0.0000	5.4978	-0.0000

$$\beta = 5.4978$$



(#3 : Third Frequency)

1.0000	0.1183	8.6183	-0.3264
2.0000	0.0206	8.6389	-0.0431
3.0000	0.0005	8.6394	-0.0009
4.0000	0.0000	8.6394	-0.0000

$$\beta = 8.6394$$

