

# Downloading youtube videos to save as files

The intended audience for this document is end users (faculty, students, staff) with knowledge of downloading and installing third party software and browser plug-ins

## YOU WILL NEED TO INSTALL...

- *Firefox* from <http://www.mozilla.com/en-US/firefox>




Upgrade Your  
Firefox

3.6.10, English (US), Mac OS X  
(19MB)

Download Now - Free

[Release Notes](#) - [Other Systems and Languages](#)

- *Video Download helper* from <https://addons.mozilla.org/en-US/firefox/addon/3006/>



Download  
Convert  
Web videos

The easy way to download and convert Web videos from hundreds of YouTube-like sites. This works also for audio and picture galleries.

Add to Firefox  
Featured

Updated July 26, 2010

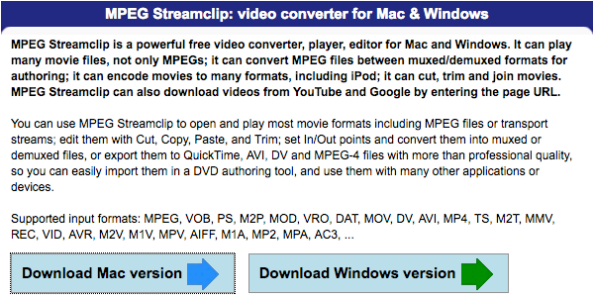

Website <http://www.downloadhelper.net/>

Works with Firefox 2.0 - 4.0b1

Rating ★★★★★ 2,712 reviews

Downloads 72,135,021

- *MPEG Streamclip* from <http://www.squared5.com/>



**MPEG Streamclip: video converter for Mac & Windows**

MPEG Streamclip is a powerful free video converter, player, editor for Mac and Windows. It can play many movie files, not only MPEGs; it can convert MPEG files between muxed/demuxed formats for authoring; it can encode movies to many formats, including iPod; it can cut, trim and join movies. MPEG Streamclip can also download videos from YouTube and Google by entering the page URL.

You can use MPEG Streamclip to open and play most movie formats including MPEG files or transport streams; edit them with Cut, Copy, Paste, and Trim; set In/Out points and convert them into muxed or demuxed files, or export them to QuickTime, AVI, DV and MPEG-4 files with more than professional quality, so you can easily import them in a DVD authoring tool, and use them with many other applications or devices.

Supported input formats: MPEG, VOB, PS, M2P, MOD, VRO, DAT, MOV, DV, AVI, MP4, TS, M2T, MMV, REC, VID, AVR, M2V, M1V, MPV, AIFF, M1A, MP2, MPA, AC3, ...

Download Mac version

Download Windows version

- Launch *Firefox*
- Go to <http://www.youtube.com> and find the video you wish to get
- Wait for the video to finish loading (you do not need it to play)
- Under the Video Download helper icon in your toolbar, select the video



- Select which version of the file you want
- Select "Download"
- Double click on the flash file you just downloaded (youtub\_filename.flv) and *MPEG Streamclip* should automatically launch. If it does not, you may need to right-click (or control-click) to make the file "Open With" *MPEG Streamclip*.
- Select which file format you want to EXPORT into.

