



Functions

Chapter 4



Python for Informatics: Exploring Information
www.py4inf.com

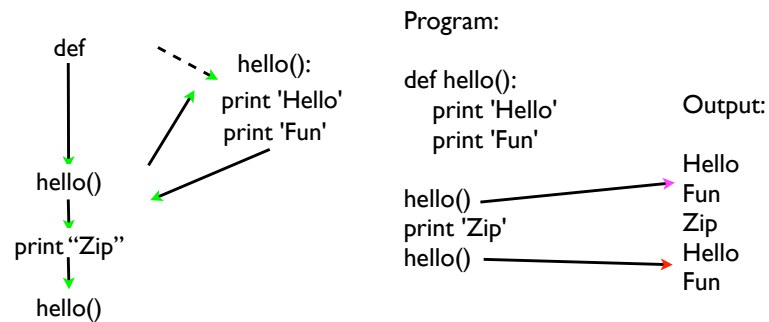


Unless otherwise noted, the content of this course material is licensed under a Creative Commons Attribution 3.0 License.
<http://creativecommons.org/licenses/by/3.0/>.

Copyright 2010,2011 Charles R. Severance



Stored (and reused) Steps



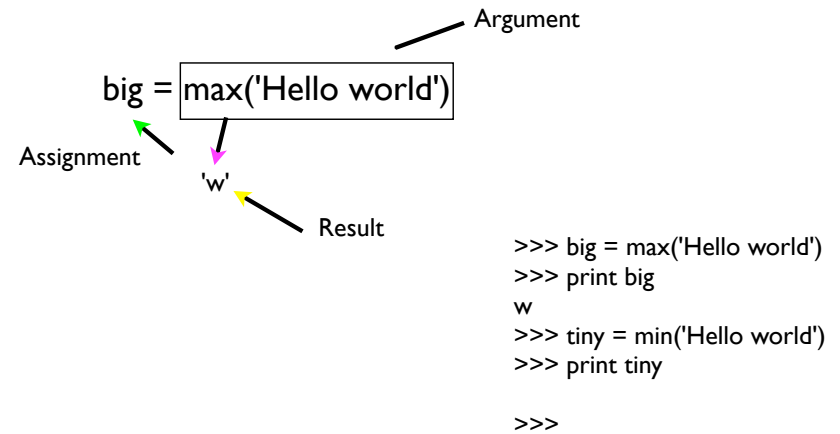
We call these reusable pieces of code "functions".

Python Functions

- There are two kinds of functions in Python.
- Built-in functions that are provided as part of Python - raw_input(), type(), float(), int() ...
- Functions that we define ourselves and then use
- We treat the of the built-in function names as "new" reserved words (i.e. we avoid them as variable names)

Function Definition

- In Python a function is some reusable code that takes arguments(s) as input does some computation and then returns a result or results
- We define a function using the def reserved word
- We call/invoke the function by using the function name, parenthesis and arguments in an expression



Max Function

```
>>> big = max('Hello world')
>>> print big
'w'
```

A function is some stored code that we use. A function takes some input and produces an output.

"Hello world" (a string) — `max()` function — 'w' (a string)

Guido wrote this code

Max Function

```
>>> big = max('Hello world')
>>> print big
'w'
```

A function is some stored code that we use. A function takes some input and produces an output.

"Hello world" (a string) —

```
def max(inp):
    blah
    blah
    for x in y:
        blah
        blah
```

 — 'w' (a string)

Guido wrote this code

Type Conversions

- When you put an integer and floating point in an expression the integer is implicitly converted to a float
- You can control this with the built in functions `int()` and `float()`

```
>>> print float(99) / 100
0.99
>>> i = 42
>>> type(i)
<type 'int'>
>>> f = float(i)
>>> print f
42.0
>>> type(f)
<type 'float'>
>>> print 1 + 2 * float(3) / 4 - 5
-2.5
>>>
```

String Conversions

- You can also use `int()` and `float()` to convert between strings and integers
- You will get an error if the string does not contain numeric characters

```
>>> sval = '123'
>>> type(sval)
<type 'str'>
>>> print sval + 1
Traceback (most recent call last):
  File "<stdin>", line 1, in <module>
TypeError: cannot concatenate 'str' and 'int'
>>> ival = int(sval)
>>> type(ival)
<type 'int'>
>>> print ival + 1
124
>>> nsv = 'hello bob'
>>> niv = int(nsv)
Traceback (most recent call last):
  File "<stdin>", line 1, in <module>
ValueError: invalid literal for int()
```

Building our Own Functions

- We create a new function using the `def` keyword followed by optional parameters in parenthesis.
- We indent the body of the function
- This defines the function but *does not* execute the body of the function

```
def print_lyrics():
    print "I'm a lumberjack, and I'm okay."
    print 'I sleep all night and I work all day.'
```

```
x = 5
print 'Hello'

def print_lyrics():
    print "I'm a lumberjack, and I'm okay."
    print 'I sleep all night and I work all day.'

print 'Yo'
x = x + 2
print x
```

print_lyrics(): print "I'm a lumberjack, and I'm okay."
print 'I sleep all night and I work all day.'

Hello
Yo
7

Definitions and Uses

- Once we have defined a function, we can call (or invoke) it as many times as we like
- This is the store and reuse pattern

```
x = 5  
print 'Hello'
```

```
def print_lyrics():  
    print "I'm a lumberjack, and I'm okay."  
    print 'I sleep all night and I work all day.'
```

```
print 'Yo'  
print_lyrics()  
x = x + 2  
print x
```

```
Hello  
Yo  
I'm a lumberjack, and I'm okay.  
I sleep all night and I work all day.  
7
```

Arguments

- An argument is a value we pass into the function as its input when we call the function
- We use arguments so we can direct the function to do different kinds of work when we call it at different times
- We put the arguments in parenthesis after the name of the function

```
big = max('Hello world')
```

Argument

Parameters

- A parameter is a variable which we use in the function definition that is a “handle” that allows the code in the function to access the arguments for a particular function invocation.

```
>>> def greet(lang):  
...     if lang == 'es':  
...         print 'Hola'  
...     elif lang == 'fr':  
...         print 'Bonjour'  
...     else:  
...         print 'Hello'  
...  
>>> greet('en')  
Hello  
>>> greet('es')  
Hola  
>>> greet('fr')  
Bonjour  
>>>
```

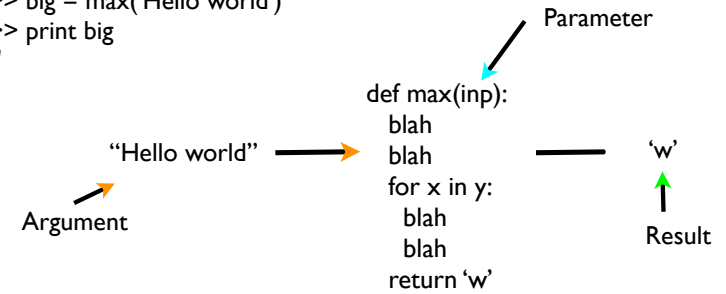
Return Value

- A “fruitful” function is one that produces a result (or return value)
- The return statement ends the function execution and “sends back” the result of the function

```
>>> def greet(lang):
...     if lang == 'es':
...         return 'Hola'
...     elif lang == 'fr':
...         return 'Bonjour'
...     else:
...         return 'Hello'
...
>>> print greet('en'),'Glenn'
Hello Glenn
>>> print greet('es'),'Sally'
Hola Sally
>>> print greet('fr'),'Michael'
Bonjour Michael
>>>
```

Arguments, Parameters, and Results

```
>>> big = max('Hello world')
>>> print big
'w'
```



Multiple Parameters / Arguments

- We can define more than one parameter in the function definition
- We simply add more arguments when we call the function
- We match the number and order of arguments and parameters

```
def addtwo(a, b):
    added = a + b
    return added

x = addtwo(3, 5)
print x
```

Void (non-fruitful) Functions

- When a function does not return a value, we call it a "void" function
- Functions that return values are "fruitful" functions
- Void functions are "not fruitful"

To function or not to function...

- Organize your code into “paragraphs” - capture a complete thought and “name it”
- Don’t repeat yourself - make it work once and then reuse it
- If something gets too long or complex, break up logical chunks and put those chunks in functions
- Make a library of common stuff that you do over and over - perhaps share this with your friends...

Summary

- Functions
- Built-In Functions
 - Type conversion (int, float)
 - Math functions (sin, sqrt)
- Try / except (again)
- Arguments
- Parameters
- Results (Fruitful functions)
- Void (non-fruitful) functions
- Why use functions?

Exercise

Rewrite your pay computation with time-and-a-half for overtime and create a function called `compute_pay` which takes two parameters (hours and rate).

Enter Hours: 45
Enter Rate: 10
Pay: 475.0

$$475 = 40 * 10 + 5 * 15$$